

Features & Benefits

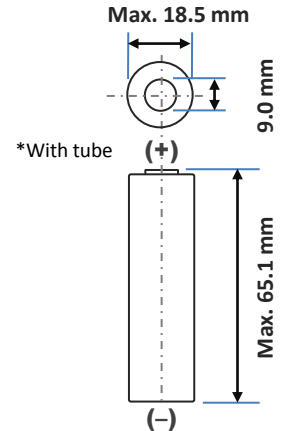
- High drain model (high power density)
- Long, stable power with a flat discharge voltage
- Ideal for power tools, E-bikes, and robotics.

Specifications

Rated capacity ⁽¹⁾	Min. 1500mAh
Capacity ⁽²⁾	Min. 1500mAh Typ. 1600mAh
Nominal voltage	3.7V
Charging	CC-CV, Std. 1050mA, 4.20V, 3.0 hrs
Weight (max.)	47.1 g
Temperature	Charge: 0 to +45°C Discharge: -20 to +60°C Storage: -20 to +50°C
Energy density ⁽³⁾	Volumetric: 333 Wh/l Gravimetric: 120 Wh/kg

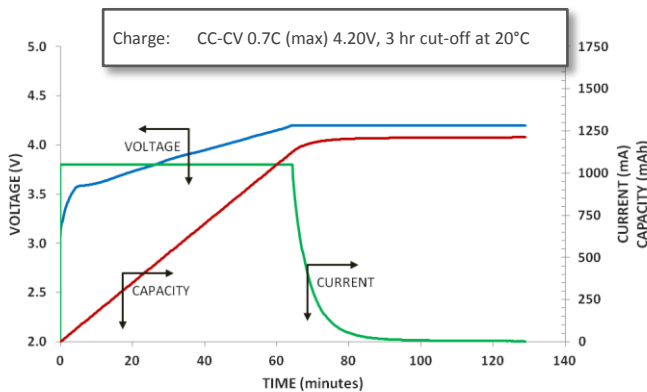
⁽¹⁾ At 20°C ⁽²⁾ At 25°C ⁽³⁾ Energy density based on bare cell dimensions

Dimensions



For Reference Only

Charge Characteristics

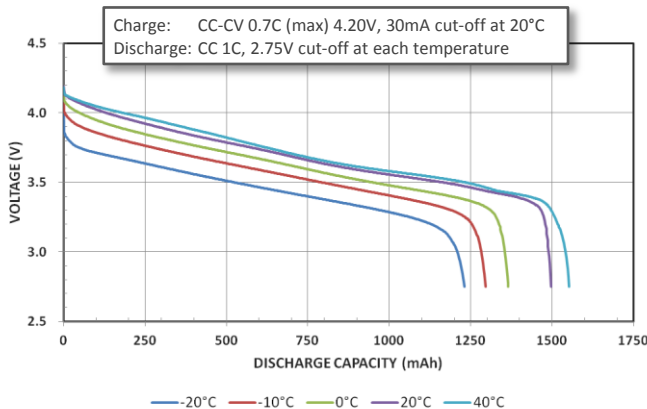


Cycle Life Characteristics

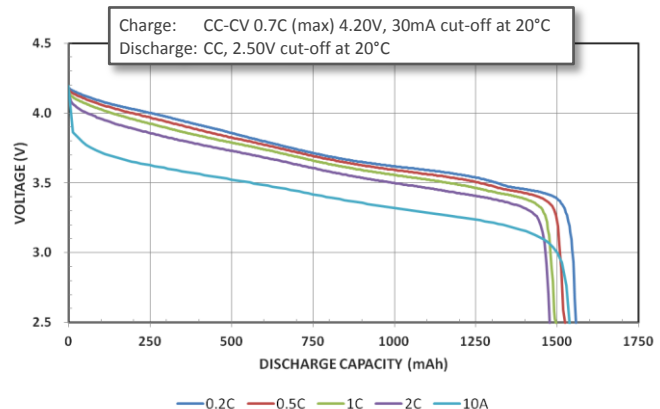
Charge: CC-CV 0.7C (max) 4.20V, 50mA cut-off at 20°C
Discharge: CC 1C, 2.75V cut-off at 20°C

Under Construction

Discharge Characteristics (by temperature)



Discharge Characteristics (by rate of discharge)



The data in this document is for descriptive purposes only and is not intended to make or imply any guarantee or warranty.