

BLE12120 (12V12AH)



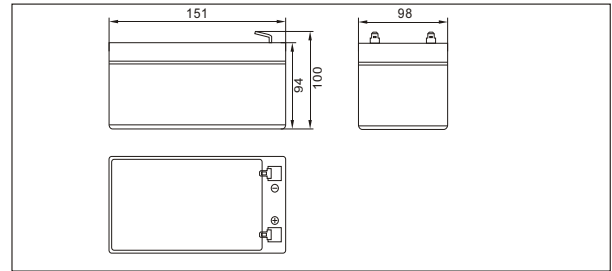
Specifications

Nominal Voltage		12V
Rated capacity (20 hour rate)		12Ah
Dimensions	Total Height	100 mm (3.94 inches)
	Height	94 mm (3.70 inches)
	Length	151 mm (5.94 inches)
	Width	98 mm (3.86 inches)
Weight Approx		3.6 Kg (7.96 lbs)

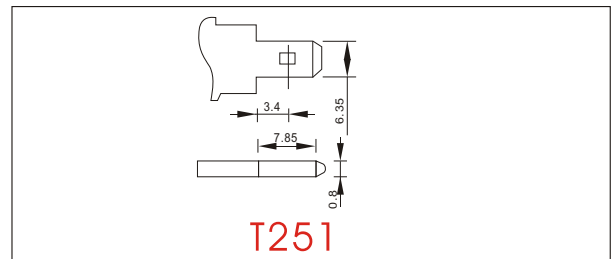
Characteristics

Capacity 25°C(77°F)	20 hour rate(0.60 A) 10 hour rate(1.10 A) 5 hour rate(2.04 A) 1 hour rate(7.20 A)	12 AH 11.0 AH 10.2 AH 7.20 AH
Internal Resistance	Full charged Battery at 25°C(77°F)	16 mΩ
Capacity affected by Temperature (20hour rate)	40°C(104°F) 25°C(77°F) 0°C(32°F) -15°C(5°F)	102% 100% 85% 65%
Self-Discharge at 25°C(77°F)	Capacity after 3 month storage Capacity after 6 month storage Capacity after 12 month storage	91% 82% 64%
Terminal	T251	
Charge (constant Voltage)	Cycle	Initial Charging Current less than 4.80A Voltage 14.40-14.70V
	Float	Voltage 13.50-13.80V

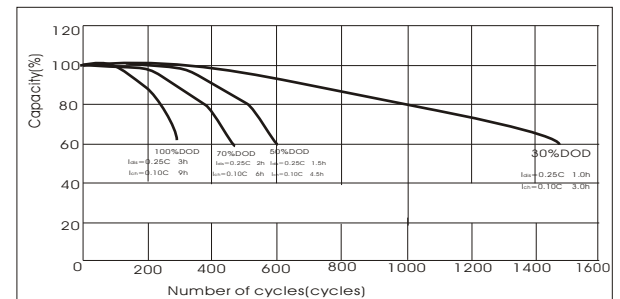
Outer dimensions (mm)



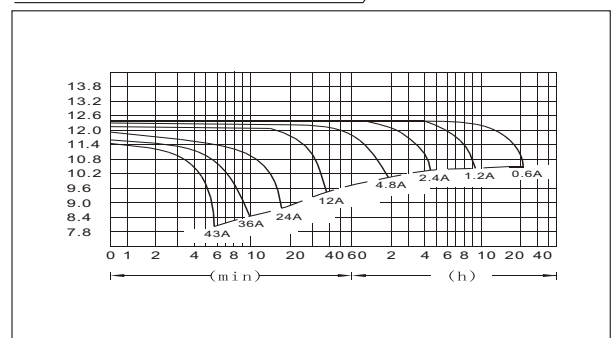
Terminal Type (mm)



Curves of cycle life(25°C)



Discharge Curves 25°C(77°F)



Constant Current(Amp) and Constant Power(Watt) Discharge Table at 25°C(77°F)

Time	5min	10min	15min	30min	1h	2h	3h	4h	5h	8h	10h	20h
9.60V	A	43.2	28.3	21.0	13.8	7.20	4.20	3.09	2.48	2.11	1.39	0.62
	W	509.5	320.0	242.0	146.5	83.0	48.6	35.75	28.70	24.35	16.05	7.20
10.20V	A	39.6	27.1	19.3	13.1	6.76	4.03	3.00	2.40	2.06	1.37	0.61
	W	479.5	303.0	227.5	145.5	78.0	46.7	34.75	27.80	23.90	15.80	7.00
10.50V	A	36.1	25.3	18.0	12.7	6.54	3.95	2.95	2.28	2.04	1.35	0.60
	W	463.0	294.0	217.5	144.0	75.7	45.8	34.15	26.40	23.75	15.65	6.95
10.80V	A	34.6	24.2	16.8	12.4	6.32	3.85	2.90	2.24	1.95	1.31	0.59
	W	406.0	285.0	209.5	143.5	73.5	44.8	33.75	26.08	22.70	15.00	6.80
11.10V	A	32.0	22.8	15.6	12.0	6.10	3.75	2.75	2.20	1.87	1.28	0.57
	W	392.5	275.5	199.5	142.5	72.5	44.5	32.75	26.00	22.20	14.50	6.75