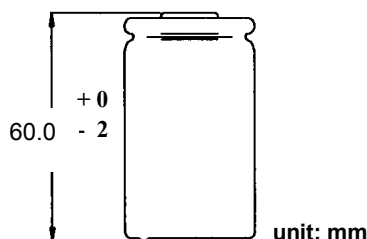
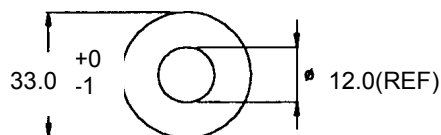


GP Batteries

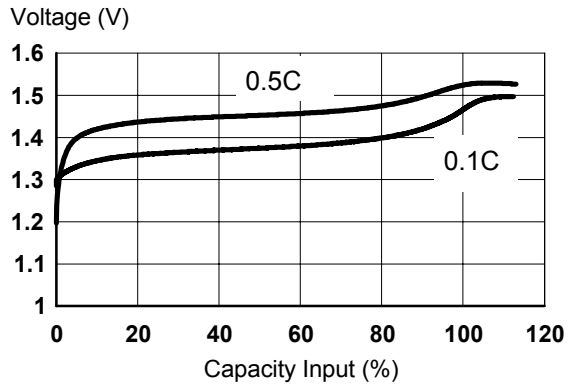
Data Sheet

Model No.: GP900DH

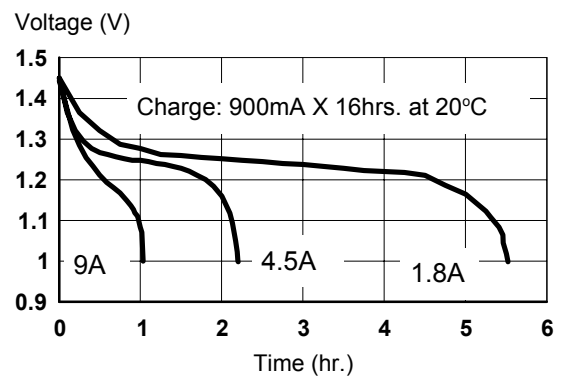
Type	: Rechargeable Nickel Metal Hydride Cylindrical Cell
Model	: GP900DH
Nominal Dimension (with Sleeve)	: $\varnothing = 33.0\text{mm}$ H = 60.0mm
Application	: Recommended discharge current 1800mA to 45A (continuous) (momentary) 120A
Nominal Voltage	: 1.2V
Nominal Capacity	: Minimum : 9000mAh Typical: 9225mAh when discharged at 1800mA to 1.0V at 20°C
Charging Condition	: 900mA for 16 hrs at 20°C
Fast charge	: 1.8A to 4.5A (0.2C to 0.5C) with charge termination control Recommended control parameter: - ΔV : 0 - 5mV dT/dt: 0.8 deg. C/min TCO: 50-55 deg. C Timer: 105% nominal input
Service Life	: >500 cycles (IEC standard)
Continuous Overcharge	: 900mA maximum current No conspicuous deformation and /or leakage
Weight	: 170g
Internal Resistance	: Average 6m Ω upon fully charged (Range : 4-8m Ω) at 1000Hz
Max. Charging Voltage	: 1.5V at 900mA charging
Temperature Range	: Standard Charging : 0°C to 40°C Fast Charging : 10°C to 40°C Discharging : -20°C to 50°C Storage : -20°C to 35°C Storage (1 week) : -20°C to 60°C



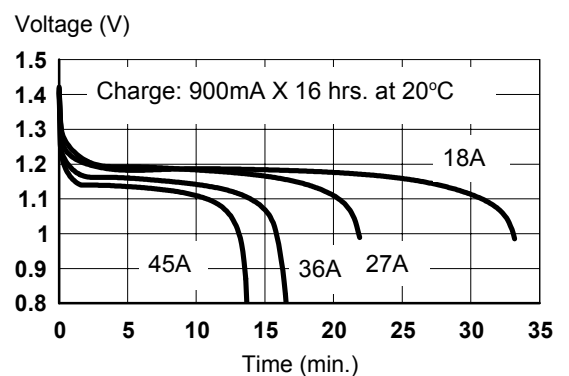
Fast Charge (Charge Control Required)



Low Drain Discharge



High Drain Discharge



* The information (subject to change without prior notice) contained in this document is for reference only and should not be used as a basis for product described guarantee or warranty. For applications other than those here, please consult your nearest GP Sales and Marketing Office or Distributors.