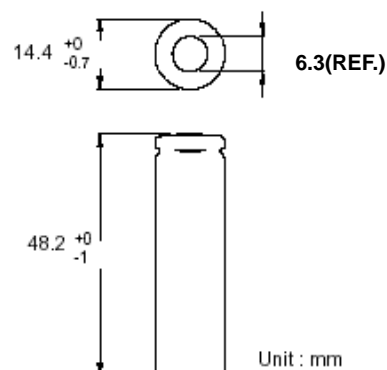
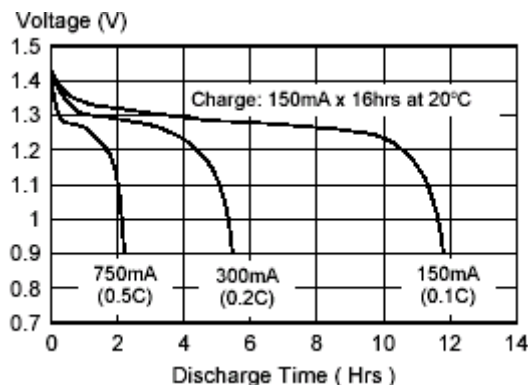


Type	: Rechargeable Nickel Metal Hydride Cylindrical Cell
Nominal Dimension (with Sleeve)	: $\Phi = 14.4\text{mm}$ H = 48.2mm
Applications	: Recommended discharge current 150 to 4500 mA
Nominal Voltage	: 1.2V
Capacity	: Nominal: 1500mAh Minimum: 1500mAh Typical: 1540mAh When discharged at 300mA to 1.0V at 20
Charging Condition	: 150mA for 16 hrs at 20
Fast Charge	: 750mA to 1500mA (0.5 to 1C) charge termination control recommended control parameters: - ΔV : 0-5mV DT/dt : 0.8 /min (0.5 to 0.9C) 0.8 - 1 /min (1C) TCO : 45 - 50 Timer : 105% nominal input (for ref. only)
Service Life	: >500 cycles (IEC standard) not less than 60% of nominal at 0.1C charged / 0.2C discharged
Continuous Overcharge	: 150mA maximum current for 1 year. No conspicuous deformation and/or leakage
Weight	: 26.0g
Internal Resistance	: Average 19m Ω upon fully charged (Range 15- 30m Ω) at 1000Hz
Max. Charging Voltage	: 1.5V at 150mA charging
Ambient Temperature Range	: Standard Charge : 0 to 45 Fast Charging : 10 to 45 Discharge : -20 to 50 Storage : -20 to 35

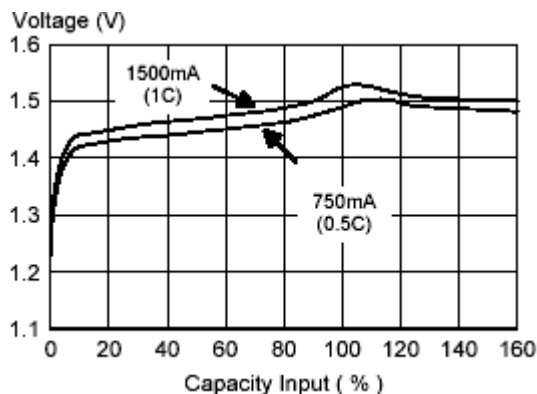
Model No.: **GP150AAM-BG**



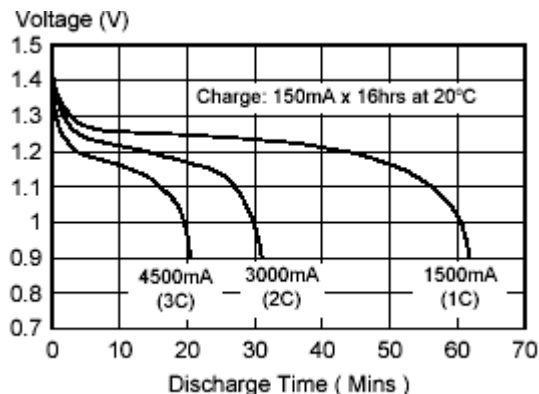
Low Rate Discharge



Fast Charge (Charge Control Required)



High Rate Discharge



The information (subject to change without prior notice) contained in this document is for reference only and should not be used as a basis for product guarantee or warranty. For applications other than those described here, please consult your nearest GP Sales and Marketing Office or Distributors.